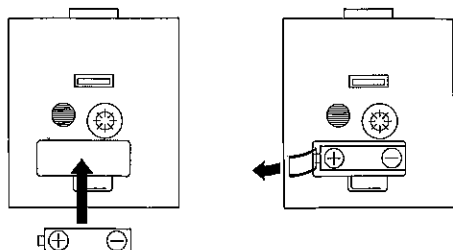


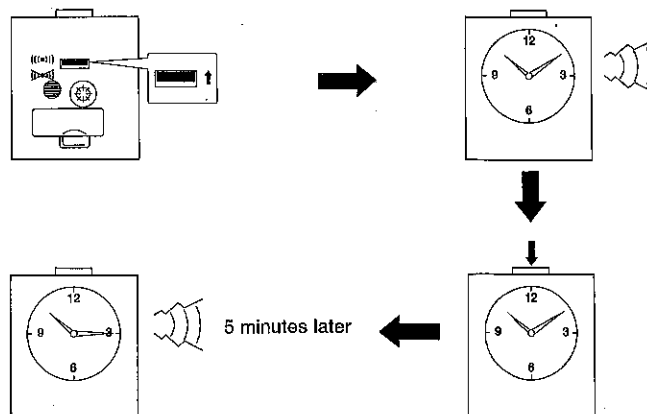
How to start

- Install the battery or remove the insulator according to the type of your clock.



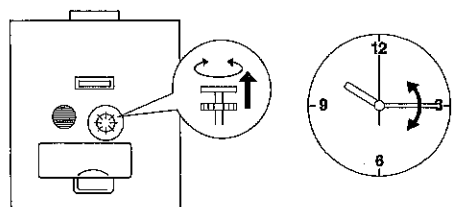
Remarks: The quantity, type and size of batteries may differ depending on the model.

How to set the "Snooze" alarm

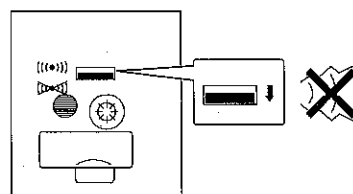


- The snooze function works for about 40 minutes.

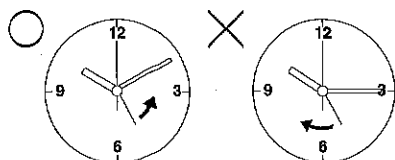
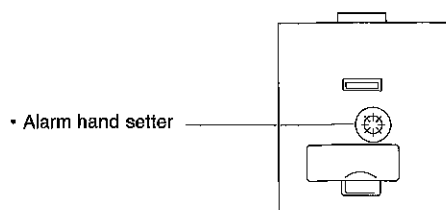
How to set the time



How to disengage the alarm

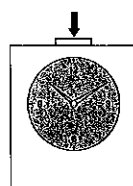


How to set the alarm time



- To set the alarm time, be sure to turn the alarm hand counterclockwise.

How to illuminate the dial



- While a the button is pushed, the dial is illuminated.

Battery life

- Approx. 10 months.